

Scaled data based on original data using  
LM-79-08 Approved Method: Electrical and Photometric Measurements of Solid-  
State Lighting Products

Test Report Prepared for  
Cooper Lighting Solutions  
(formerly Eaton)

Brand: McGRAW-EDISON

Report Number: P386343

Luminaire Tested: **GWC-SA2A-727-U-T3**

Issue Date: 3/3/2020

**Test Information**

Test Method: LM-79-08  
Report Number: P386343  
TEST IS SCALED FROM IESNA LM-79-08 TEST DATA (G2-1903-205-14)  
Test Lab: INNOVATION CENTER  
Issue Date: 3/3/2020  
Manufacturer: COOPER LIGHTING SOLUTIONS (FORMERLY EATON)  
Product Line: MCGRAW-EDISON  
Catalog Number: GWC-SA2A-727-U-T3  
Description: GALLEON WALL LUMINAIRE  
(2) 70 CRI, 2700K, 615mA LIGHTSQUARES WITH 16 LEDS EACH AND TYPE III OPTICS  
Light Source: -  
Ballast/Driver: ELECTRONIC DRIVER

**Summary**

Lumens per Lamp: N/A  
Luminaire Lumens: 8136 lumens  
Efficiency: N/A  
Efficacy: 123.3 lumens/watt  
Luminous Opening: Rectangular (W 1' x L: 0.5' x H: 0')  
IES Classification: Type III - Short  
BUG Rating: B1 - U0 - G2

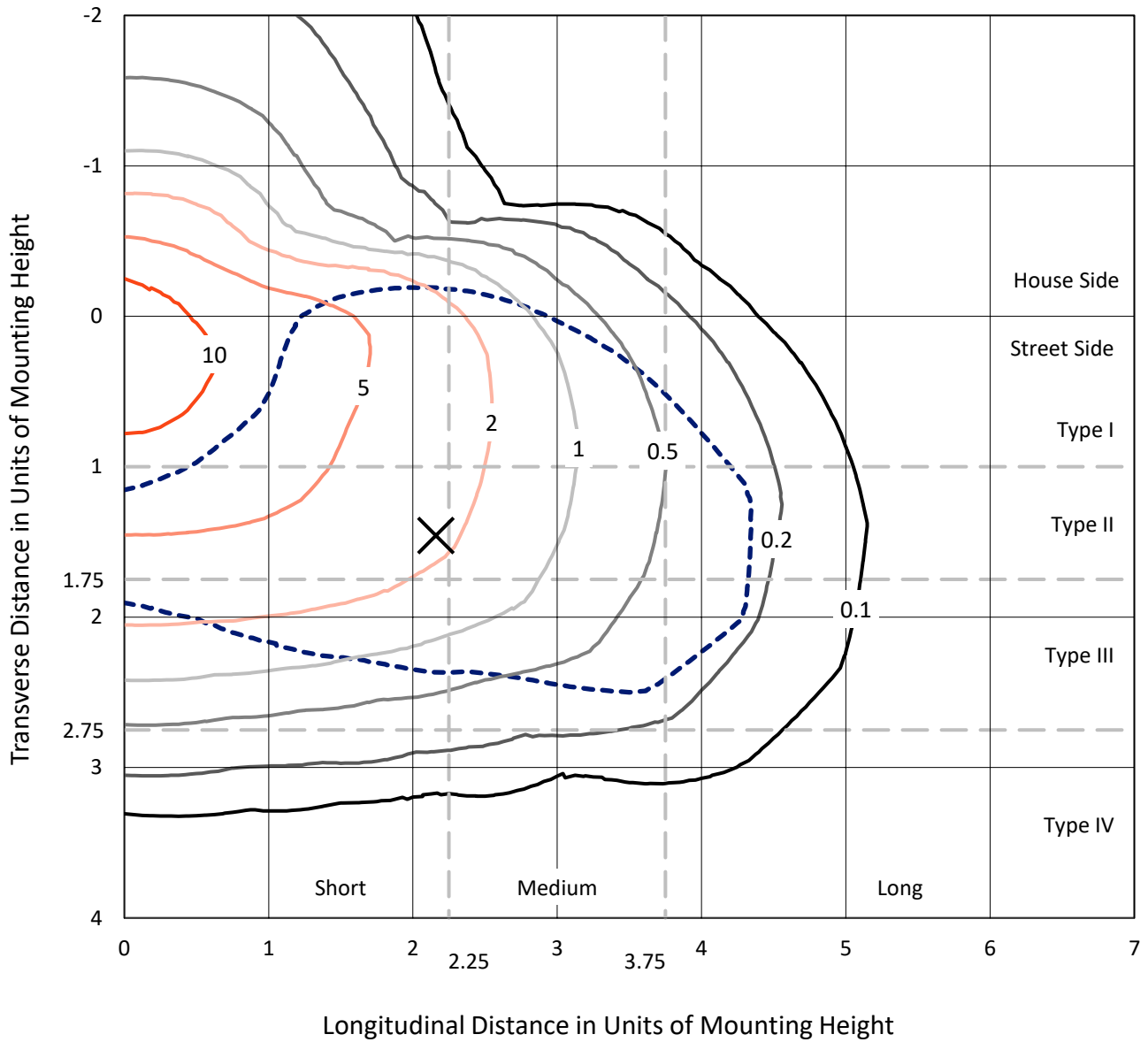
Input Watts (W): 66  
Input Voltage (V): NR  
Input Current (Ain): NR  
Voltage Rise (V): NR  
Power Factor: NR  
Total Harmonic Distortion (THDi): NR  
Frequency (hertz): 60  
Stabilization Time: NR  
Operation Time: NR  
Ambient Temperature (°C): NR  
Test Distance: 24 FT



REPORT NUMBER: P386343  
 CATALOG NUMBER: GWC-SA2A-727-U-T3

### Iso-Footcandle Lines of Horizontal Illumination

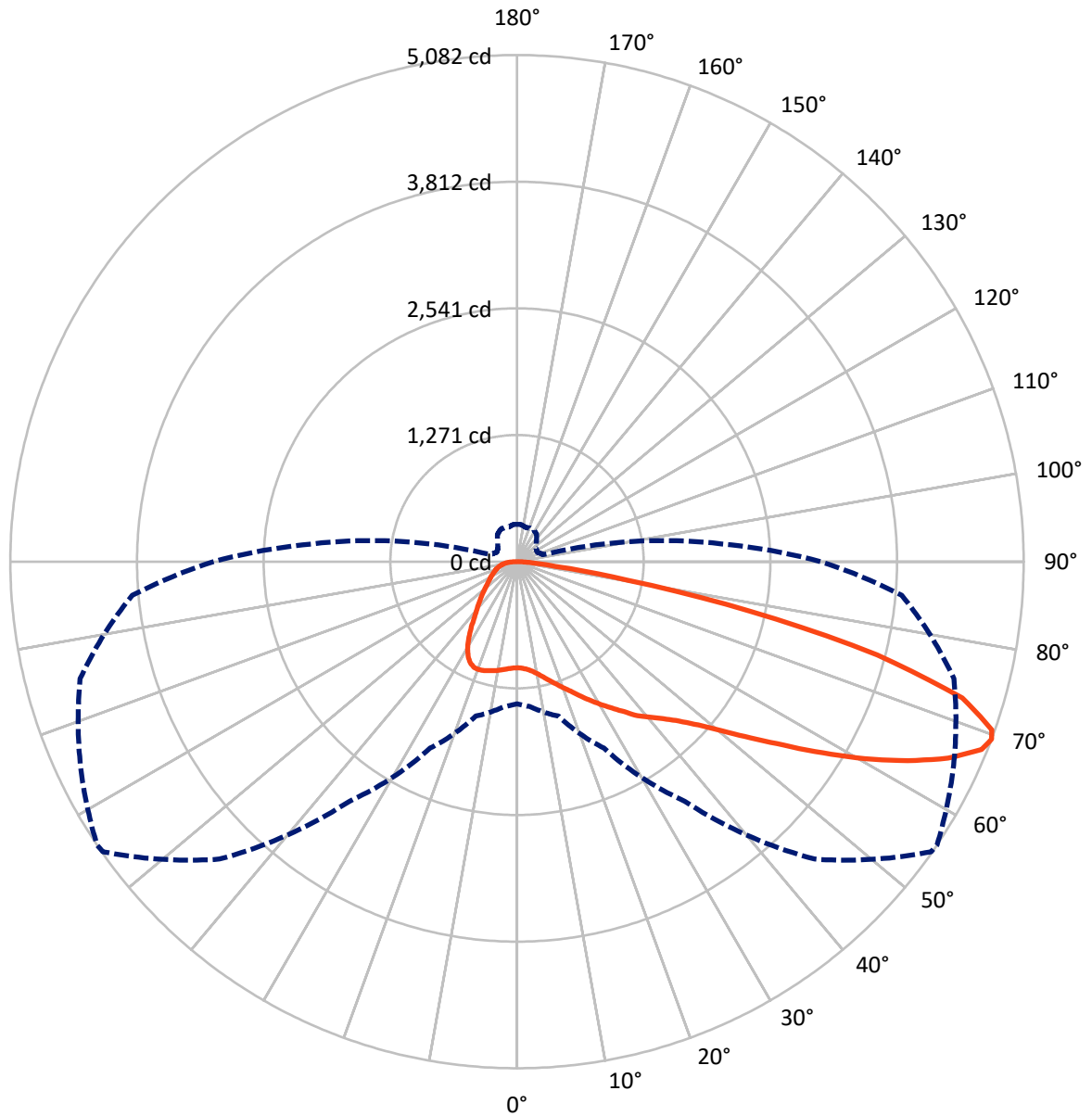
✕ Max cd  
 - - - 1/2 Max cd



Based on 10 foot mounting height. Maximum calculated value = 11.6 fc  
 Type III - Short - N/A

REPORT NUMBER: P386343  
CATALOG NUMBER: GWC-SA2A-727-U-T3

### Luminous Intensity Polar Plot



— Vertical Plane Through 56-Deg Lateral    - - - Horizontal Cone Through 69-Deg Vertical



REPORT NUMBER: P386343

CATALOG NUMBER: GWC-SA2A-727-U-T3

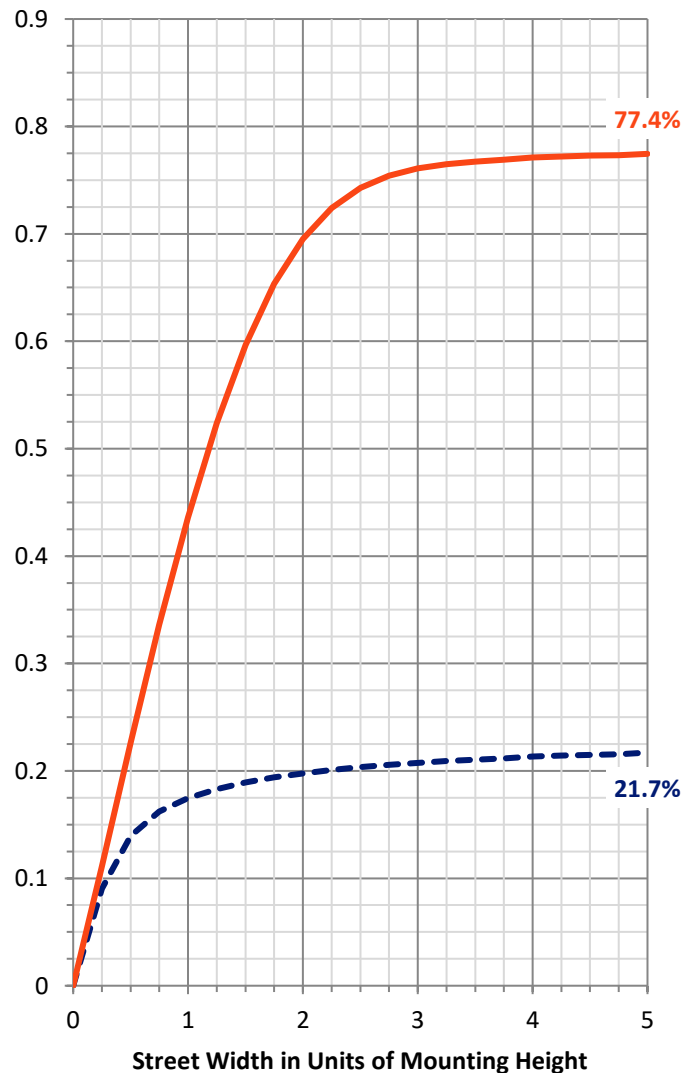
**FLUX DISTRIBUTION:**

		Downward	Upward	Total
<b>House Side</b>	Lumens	1811.9	0.0	1811.9
	% Fixture	22.3	0.0	22.3
<b>Street Side</b>	Lumens	6324.1	0.0	6324.1
	% Fixture	77.7	0.0	77.7
<b>Total</b>	Lumens	8136.0	0.0	8136.0
	% Fixture	100.0	0.0	100.0

**ZONAL LUMENS:**

Zone	Lumens	% Fixture
0°-10°	104.5	1.3
10°-20°	335.9	4.1
20°-30°	586.4	7.2
30°-40°	842.3	10.4
40°-50°	1165.8	14.3
50°-60°	1708.0	21.0
60°-70°	2082.4	25.6
70°-80°	1151.3	14.2
80°-90°	159.5	2.0
90°-100°	0.0	0.0
100°-110°	0.0	0.0
110°-120°	0.0	0.0
120°-130°	0.0	0.0
130°-140°	0.0	0.0
140°-150°	0.0	0.0
150°-160°	0.0	0.0
160°-170°	0.0	0.0
170°-180°	0.0	0.0
0°-90°	8136.0	100.0
0°-180°	8136.0	100.0

**Coefficient of Utilization**



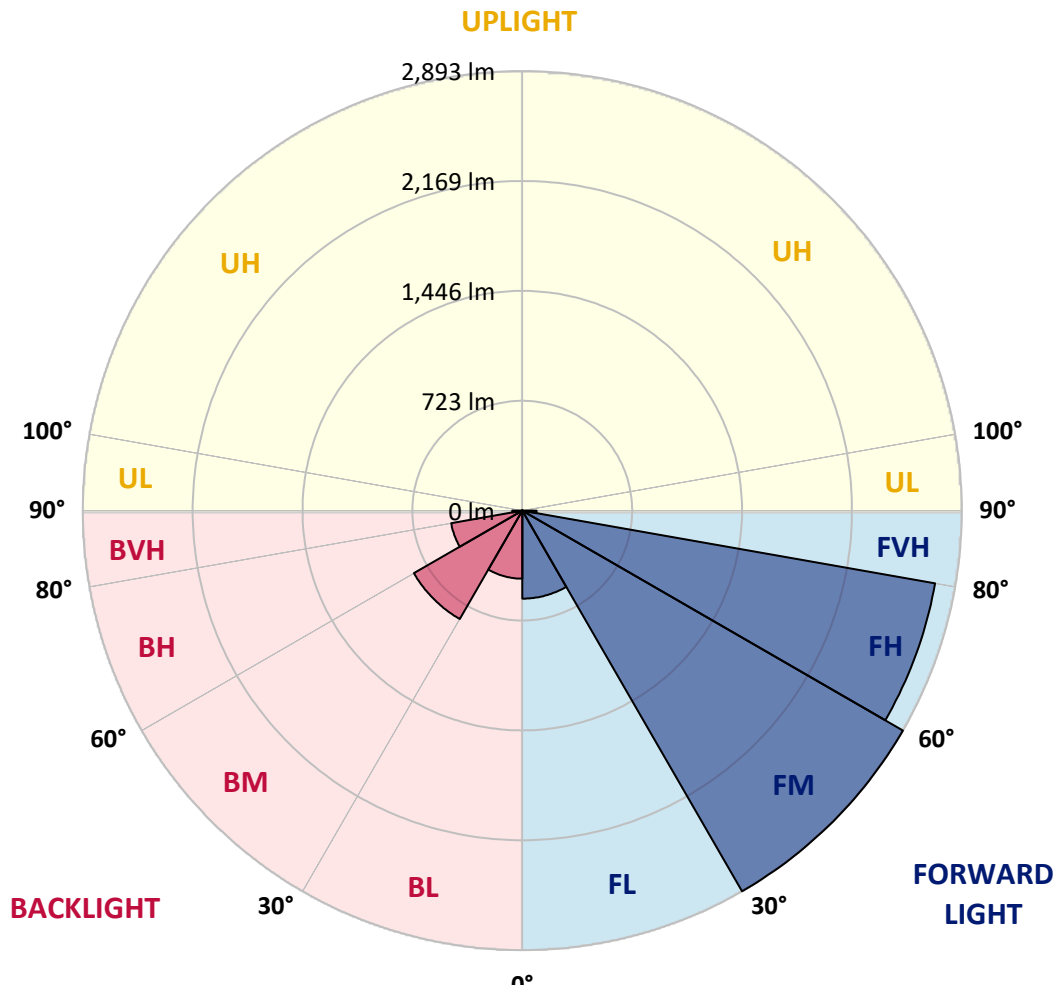
REPORT NUMBER: P386343

CATALOG NUMBER: GWC-SA2A-727-U-T3

**LUMINAIRE CLASSIFICATION SYSTEM LUMEN TABLE AND BUG RATING:**

Zone	Lumens	% Fixture	Zone Rating/Lumen Limit		
			B	U	G
FL (0°-30°)	579.0	7.1			
FM (30°-60°)	2892.7	35.6			
FH (60°-80°)	2758.5	33.9			G2/5000
FVH (80°-90°)	93.9	1.2			G1/100
BL (0°-30°)	447.8	5.5	B1/500		
BM (30°-60°)	823.5	10.1	B1/1000		
BH (60°-80°)	475.1	5.8	B1/500		G1/500
BVH (80°-90°)	65.5	0.8			G1/100
UL (90°-100°)	0.0	0.0		U0/0	
UH (100°-180°)	0.0	0.0		U0/0	

**BUG Rating: B1-U0-G2**  
 Type III Short





REPORT NUMBER: P386343

CATALOG NUMBER: GWC-SA2A-727-U-T3

**CANDELA DISTRIBUTION (FULL):**

	0°	5°	15°	25°	35°	45°	55°	56°	65°	75°	85°
0°	1063.7	1063.7	1063.7	1063.7	1063.7	1063.7	1063.7	1063.7	1063.7	1063.7	1063.7
2.5°	1070.4	1071.5	1070.7	1072.9	1070.4	1072.1	1070.7	1070.7	1069.8	1067.3	1064.5
5°	1087.2	1089.4	1088.0	1090.3	1087.2	1087.8	1085.2	1085.2	1082.7	1077.4	1071.8
7.5°	1113.5	1116.1	1115.0	1117.2	1113.0	1113.0	1109.6	1109.3	1104.3	1095.6	1089.2
10°	1144.9	1148.3	1147.2	1150.5	1147.2	1148.3	1144.9	1144.9	1138.2	1125.9	1117.8
12.5°	1190.6	1194.8	1191.7	1191.5	1190.1	1192.3	1189.5	1188.9	1182.8	1166.0	1154.8
15°	1251.7	1256.2	1249.8	1249.2	1241.4	1240.5	1240.5	1239.7	1235.8	1215.6	1197.1
17.5°	1322.1	1323.5	1317.9	1308.9	1298.8	1292.4	1291.5	1293.8	1293.8	1270.2	1240.8
20°	1391.0	1393.5	1389.1	1379.0	1366.1	1356.6	1349.8	1354.3	1354.0	1326.0	1284.2
22.5°	1466.1	1472.0	1465.3	1452.4	1437.3	1426.6	1414.8	1418.8	1419.1	1384.6	1326.8
25°	1563.4	1558.1	1553.9	1535.6	1514.1	1503.1	1492.2	1496.1	1495.0	1447.6	1370.8
27.5°	1649.4	1650.6	1645.0	1625.6	1600.7	1576.6	1576.0	1578.5	1574.3	1513.2	1412.3
30°	1749.5	1750.1	1742.2	1724.8	1697.7	1666.5	1659.3	1663.5	1654.5	1575.4	1456.1
32.5°	1849.0	1851.8	1843.1	1822.1	1800.2	1762.4	1747.8	1750.6	1728.2	1639.1	1501.2
35°	1936.2	1940.1	1937.3	1923.3	1899.5	1866.9	1849.6	1847.9	1820.1	1717.0	1560.9
37.5°	2025.0	2028.7	2025.6	2013.8	2004.3	1969.8	1960.6	1960.6	1912.3	1796.6	1636.8
40°	2116.4	2122.0	2118.4	2102.1	2094.0	2078.3	2056.1	2050.8	1998.7	1892.2	1760.7
42.5°	2201.3	2208.6	2223.2	2213.6	2197.1	2199.4	2154.8	2152.0	2113.9	2033.4	1916.3
45°	2321.8	2332.5	2357.1	2349.9	2346.5	2334.2	2281.2	2278.7	2264.1	2223.5	2109.4
47.5°	2453.3	2467.9	2512.4	2513.8	2550.0	2526.7	2454.7	2446.0	2449.4	2451.0	2345.1
50°	2574.4	2590.3	2663.5	2698.0	2783.2	2788.2	2673.0	2665.2	2678.3	2717.0	2619.8
52.5°	2671.1	2691.2	2782.6	2889.1	3035.1	3076.6	2941.8	2935.9	2945.7	3012.4	2930.3
55°	2742.0	2763.8	2863.3	3057.3	3290.5	3363.6	3251.2	3245.6	3251.8	3336.7	3268.1
57.5°	2758.5	2763.8	2908.2	3170.5	3506.0	3681.7	3629.9	3618.7	3588.4	3662.4	3640.8
60°	2680.9	2702.2	2871.2	3210.3	3672.8	3995.4	4025.7	4011.6	3926.7	3987.3	3969.9
62.5°	2523.4	2561.5	2733.0	3149.8	3738.1	4251.6	4413.8	4397.0	4250.7	4290.0	4206.4
65°	2266.1	2282.3	2462.5	2941.0	3655.1	4415.5	4760.0	4751.6	4567.4	4506.0	4250.2
67.5°	1805.8	1836.4	1989.4	2504.6	3315.7	4396.2	5027.6	5026.8	4774.3	4586.2	4095.2
69°	1426.6	1458.3	1604.0	2063.1	2934.0	4219.3	5072.5	5082.3	4832.6	4537.4	3873.7
70°	1137.4	1174.1	1274.1	1737.7	2595.1	3986.1	5035.2	5052.9	4821.4	4457.0	3669.4
72.5°	484.0	513.8	584.9	895.8	1581.6	2976.6	4603.9	4670.6	4561.5	4079.2	3032.6
75°	211.3	220.6	252.8	365.2	702.1	1620.0	3606.6	3730.0	3900.4	3448.0	2259.1
77.5°	154.7	158.6	176.3	214.4	315.0	611.8	2319.3	2391.1	2812.9	2509.1	1385.7
80°	119.7	122.5	136.2	157.5	205.7	247.5	1057.8	1119.4	1581.6	1288.7	577.1
82.5°	95.3	97.3	106.8	116.0	142.1	149.9	351.2	389.6	583.8	356.0	152.8
85°	88.6	90.8	94.2	84.6	91.1	88.0	151.9	158.9	176.3	139.9	63.9
87.5°	40.1	47.4	93.3	65.9	48.5	38.7	62.2	65.0	73.2	73.4	28.3
90°	0.0	0.0	0.0	0.0	0.0	0.0	0.0	0.0	0.0	0.0	0.0



REPORT NUMBER: P386343

CATALOG NUMBER: GWC-SA2A-727-U-T3

**CANDELA DISTRIBUTION (continued):**

	90°	95°	105°	115°	125°	135°	145°	155°	165°	175°	180°
0°	1063.7	1063.7	1063.7	1063.7	1063.7	1063.7	1063.7	1063.7	1063.7	1063.7	1063.7
2.5°	1066.2	1065.3	1066.7	1063.4	1067.6	1067.3	1065.9	1066.5	1069.3	1069.0	1069.3
5°	1072.6	1072.1	1073.7	1071.2	1076.3	1078.0	1078.2	1080.8	1083.8	1084.7	1084.7
7.5°	1088.9	1088.9	1089.7	1086.4	1089.7	1089.4	1088.0	1090.6	1093.6	1093.9	1093.6
10°	1116.9	1117.2	1115.8	1107.1	1104.3	1096.7	1089.7	1090.0	1093.9	1097.0	1097.9
12.5°	1152.2	1151.1	1144.9	1129.0	1117.2	1101.8	1094.5	1094.2	1098.1	1100.7	1101.5
15°	1192.6	1189.5	1173.5	1147.5	1126.7	1111.6	1099.8	1097.0	1094.8	1092.0	1092.2
17.5°	1230.7	1223.7	1197.1	1160.9	1139.1	1118.9	1096.2	1078.0	1065.3	1058.1	1055.8
20°	1269.4	1255.7	1217.3	1173.5	1145.8	1109.1	1065.3	1028.3	1005.4	994.7	992.7
22.5°	1304.7	1282.6	1236.0	1186.7	1140.5	1076.0	1007.3	953.5	921.6	907.3	908.4
25°	1339.2	1308.3	1255.7	1196.0	1113.5	1017.7	926.6	860.5	823.5	807.5	806.9
27.5°	1369.4	1334.4	1277.0	1188.4	1063.4	934.7	831.0	766.6	735.7	722.0	719.8
30°	1404.2	1367.2	1305.3	1159.5	989.9	838.9	737.7	692.3	670.4	656.7	654.2
32.5°	1446.5	1411.8	1328.5	1107.1	896.1	738.8	664.8	633.2	613.3	597.8	595.0
35°	1508.2	1470.6	1334.4	1032.0	792.9	659.8	611.3	578.8	551.9	532.0	530.0
37.5°	1585.5	1544.3	1321.0	934.7	692.9	608.5	566.7	526.6	491.6	463.6	459.1
40°	1697.1	1634.9	1283.7	822.6	619.1	569.0	523.3	477.6	434.2	401.4	394.9
42.5°	1831.1	1741.1	1226.5	711.1	565.0	528.9	480.1	423.5	382.0	358.8	355.4
45°	2001.5	1851.5	1147.2	613.5	511.8	488.8	433.6	381.5	355.7	338.6	335.8
47.5°	2196.0	1975.4	1063.9	534.2	466.7	451.2	396.3	362.7	342.2	328.8	326.2
50°	2435.1	2115.3	975.7	469.2	421.3	406.1	378.7	352.3	336.1	325.7	323.2
52.5°	2704.7	2273.1	912.0	417.9	383.7	372.8	369.4	346.7	333.5	325.7	323.2
55°	2995.1	2433.7	843.4	374.7	351.2	354.3	363.2	347.3	338.3	328.8	325.1
57.5°	3285.7	2599.6	766.8	338.3	325.4	340.5	359.0	348.4	340.8	331.6	328.2
60°	3515.5	2704.7	648.3	307.7	304.9	325.4	348.9	340.0	330.2	330.4	329.9
62.5°	3622.9	2699.1	517.4	280.6	284.5	304.9	332.7	326.8	318.7	329.6	330.4
65°	3562.6	2564.6	402.8	255.9	262.6	283.6	315.9	320.4	323.2	344.2	347.0
67.5°	3309.8	2302.8	312.0	234.3	242.7	269.1	317.6	348.9	352.6	374.7	374.5
69°	3048.3	2057.2	271.0	223.1	232.9	272.7	339.4	367.2	353.4	377.0	373.6
70°	2829.1	1863.0	249.2	215.5	228.4	279.2	354.0	366.9	349.2	369.4	363.8
72.5°	2178.9	1340.3	211.3	201.5	213.3	267.1	358.2	358.8	339.4	343.3	333.8
75°	1494.4	847.0	184.4	182.5	190.3	240.8	344.7	342.8	313.9	308.3	300.5
77.5°	824.0	430.2	156.7	164.2	169.6	213.3	313.4	310.5	286.7	275.0	272.2
80°	317.8	188.3	132.3	146.0	149.4	184.7	274.7	272.2	252.3	237.1	232.9
82.5°	120.0	98.7	109.3	126.4	125.3	152.5	232.6	231.2	211.9	189.7	183.0
85°	55.5	59.1	86.6	104.3	96.1	113.0	186.1	188.6	165.1	138.7	138.7
87.5°	23.5	33.1	61.4	78.8	64.7	76.2	136.5	130.3	119.7	83.0	77.9
90°	0.0	0.0	0.0	0.0	0.0	0.0	0.0	0.0	0.0	0.0	0.0



Signify Classified - Internal  
Cooper Lighting Solutions Photometric Lab  
1121 Highway 74 South  
Peachtree City, GA 30269

Scaled Data Report



Report Generated By 670245982

Signify Classified - Internal  
Cooper Lighting Solutions Photometric Lab  
1121 Highway 74 South  
Peachtree City, GA 30269

Scaled Data Report



Signify Classified - Internal  
Cooper Lighting Solutions Photometric Lab  
1121 Highway 74 South  
Peachtree City, GA 30269

Scaled Data Report



Signify Classified - Internal  
Cooper Lighting Solutions Photometric Lab  
1121 Highway 74 South  
Peachtree City, GA 30269

Scaled Data Report



Signify Classified - Internal  
Cooper Lighting Solutions Photometric Lab  
1121 Highway 74 South  
Peachtree City, GA 30269

Scaled Data Report



--- HS    — SS

Signify Classified - Internal  
Cooper Lighting Solutions Photometric Lab  
1121 Highway 74 South  
Peachtree City, GA 30269

Scaled Data Report



u

Signify Classified - Internal  
Cooper Lighting Solutions Photometric Lab  
1121 Highway 74 South  
Peachtree City, GA 30269

Scaled Data Report



Signify Classified - Internal  
Cooper Lighting Solutions Photometric Lab  
1121 Highway 74 South  
Peachtree City, GA 30269

Scaled Data Report



(END OF REPORT)